




**The Maine Family Literacy Initiative and Raising Readers
are pleased to present “Literacy Explorer Kits”.**

Each Literacy Explorer Kit provides theme activities for the 2010 Raising Readers Collection, and the kits include the following:

- General Reading Tips and Developmental Information for the different age groups.
- A Playgroup Map that contains: discussion activities, literacy extensions, craft and snack ideas, and parent education tips. Some include science and math ideas that relate to the book.
- Parent and Child Together Time Idea Sheets that assist parents in extending the learning from the playgroup. The PACT sheet provides simple ideas for families to do together around the book, such as craft ideas and songs to sing together.
- An Explorer Bag Information Sheet lists items that can be placed in a take home “Explorer Bag” for families.
- A Journal Sheet for the parent. They can reflect on the activities they did with their child. A portion of the journal sheet is for the Family Literacy Provider to “write back” to the parent.
- Reference and Resource List

Family Literacy Providers can determine which activities will work best with their families. All activities should be supervised by a parent or caregiver. Most Playgroup Maps have activities for more than one playgroup. Each Playgroup Map has activities that match the Age Milestone listed by the book on the Raising Readers’ Book List. Groups Newborn through 18 Months also have ideas for the general preschool age.

Happy Reading and Playing!



BOOK LIST 2010

Celebrating 10 years and almost 1.5 million books given to children in Maine.
For more information call 1-800-397-3263 or visit www.raisingreaders.org

Newborn



*Read To Your Bunny
Very First Library*
by Rosemary Wells



Baby's World?
DK Publishing
A Red Train
Boxcar Books



2 months



*Little Scholastic
Colors*
Scholastic Inc

4 months



Baby Faces
by Margaret Miller

6 months



*Rainbow Colors
Peekaboo!*
DK Publishing

9 months



Peek-a-Boo WHO?
by Simms Taback

12 months



Walk with Me!
by Stella Blackstone

15 months



*If You're Happy
and You Know It!*
by Jane Cabrera

18 months



Two at the Zoo
by Danna Smith

2 years



Little Blue Truck
by Alice Schertle

3 years



Bob
by Tracey Campbell Pearson

4 years



A Visitor for Bear
by Bonny Becker

5 years



*Books From Maine:
A Raising Readers
Collection*



***Blueberries for Sal* by Robert McCloskey**


This kit includes the following:



General Reading Tips & Developmental Information
(Place a copy in "Explorer Bags")



Playgroup Map - Theme Related Activities



Parent and Child Together Time Ideas
(Place a copy in "Explorer Bags" with needed supplies)



Explorer Bag Information Sheet
(Place a copy in "Explorer Bags")



General Reading Tips & Developmental Information

General Reading Tips:

- ✓ Find a time to read every day. Bedtime is a great time to read - it will help your child relax before bed.
- ✓ Cuddle Up! This is the time to get cozy.
- ✓ Be Silly! Be Funny! Use Sound Effects!
- ✓ Read it - Again and Again and Again...Children love to read the same book more than once.
- ✓ Follow your child's lead; let him/her set the pace.
- ✓ Talk about what you read: What do you think will happen next? What would you have done if you were that character?

For your Five Year Old:

- ✓ Help your child build vocabulary Have your child use his/her imagination to make up and tell you stories. Ask questions to help him/her expand the stories.
- ✓ Pause when you are reading to talk about the book.
- ✓ Look for patterns in words that are familiar. Words ending in "at" are very common: cat, pat, sat.
- ✓ Praise and support your child's response, "That's right. The sun looks like a circle."

Developmental Milestones You May Notice:

- ✓ Hops, somersaults, swings, may be able to skip
- ✓ Can count ten or more objects and correctly names four colors. Prints some letters
- ✓ Recalls parts of a story, tells longer stories
- ✓ Copies triangle and other geometric patterns
- ✓ Likes to sing, dance, and act
- ✓ Sometimes demanding, sometimes eagerly cooperative




Playgroup Map

Blueberries for Sal by Robert McCloskey

<i>Read the Book:</i>	<ul style="list-style-type: none"> • <i>Blueberries for Sal</i> is a great story for Maine kids – many of them go berry picking throughout the summer. • There are a lot of interesting noises in <i>Blueberries for Sal</i>. For example, “Little Sal picked three berries and dropped them in her little tin pail...kuplink, kuplank, kuplunk.” Ask the children what other “interesting” noises they notice. You can make other silly noises after you read the book. • See if the children notice that Little Sal is always picking “three” blueberries. There are different opportunities to count throughout the story.
<i>Literacy Extensions:</i>	<ul style="list-style-type: none"> • Is there a berry farm by you? Take families berry picking and use the berries to bake something together (see “Snack” section) • Gone Blueberry Pickin’ – Math Game (scholastic.com 2011) <ul style="list-style-type: none"> ○ Line up several small pails or baskets and have dried beans painted blue to look like blueberries. ○ Label the front of each pail with a numeral (for younger children) or a number sentence such as $3 + 4 = \underline{\quad}$ (for older children). ○ Have parent and child work together to fill the pails with the correct number of blueberries. ○ Send families home with a couple of pails, number sentence cards, and “blueberries”. • Let’s Go Hiking! <ul style="list-style-type: none"> ○ Hiking is an inexpensive (many times free) activity that families can do together. Talk about different local hikes they could do as a family. ○ Do you have a hiking trail in your town? Visit with families. ○ Have fun with trail markers. Explain to parents that many trails are marked with paint marks or “cairns” – a mound of stones. See Cairn picture last page of kit. (look beyond the cairn and you can see a blue paint mark that also marks the trail). Print for families and share during story time. ○ You can make an indoor or outdoor trail for families. Use colored paper, post its, and building blocks to design your trail. Preschoolers will love to help design a trail for their parents to travel through with them!
<i>Literacy Craft:</i>	<ul style="list-style-type: none"> • Bear Puppets! <ul style="list-style-type: none"> ○ You will need a lunch size brown bag, construction paper, googly eyes, and crayons/markers. ○ Cut a circle for the bear’s head and glue to the closed end of the bag. Cut a small circle and then cut it in half. These are the bear’s ears. Using crayons or markers decorate the bear’s face.

	<ul style="list-style-type: none"> ○ Open the bag – you have a bear puppet. Use a second bag to create a “Little Sal”. Children can act out the story while listening. ● Berry Picking Basket <ul style="list-style-type: none"> ○ Find a basket to decorate – cut the top off of a milk carton, ask your local grocer or farmer for small green berry baskets, or check at your local discount store. ○ Decorate the baskets with crayons/markers, stickers, glitter, etc. ○ Attach ribbon or a strip of cardstock to the top to form a handle. ○ Model imaginary play with parents.
<i>Science:</i>	<ul style="list-style-type: none"> ● Bears Hibernate – have a conversation about what that means. Ask the children how they get ready for winter and what cold weather means to them? (coats, mittens, snowmen, cocoa, etc.) ● Bear Cave! <ul style="list-style-type: none"> ○ Drape a blanket over a table or two chairs. ○ Talk about how bears hibernate. ○ Have children bring a stuffed bear from home (or have bears available, small stuffed animals can be found at discount stores). ○ Have them sing the song from the “Parent and Child Together Time” idea sheet while the bears “go to sleep”. ○ This helps families become familiar with the song from the take home PACT sheet. ○ This idea also listed with <i>A Visitor for Bear</i>. ● Host a “Hibernation Party”! <ul style="list-style-type: none"> ○ Families come to the playgroup in pajamas (bringing a stuffed bear if they would like) ○ Make “dens” out of pillows and blankets. ○ Give awards to the bears: fluffiest, softest, most cuddly, etc. Make sure every bear receives an award.
<i>Parent Education:</i>	<ul style="list-style-type: none"> ● This is a great story for math: counting in the story, and measuring - make something with blueberries. ● Make connections for parents – model asking questions about the story: <ul style="list-style-type: none"> ○ How do you think Little Sal’s mother felt when she discovered a bear instead of her child following her? (Repeat with Little Bear’s mother.) ○ How do you think Little Bear felt? (Repeat with Little Sal.) ○ How would you feel if you discovered you were following a bear around instead of the person taking care of you? How do you think the bear would react?
<i>Snack:</i>	<ul style="list-style-type: none"> ● Blueberry Pancakes! <ul style="list-style-type: none"> ○ Have children/families help measure ingredients for pancakes. ○ Ask children, “What is a tremendous amount of blueberries?” Add a “tremendous” amount. ○ This is a great activity that includes numeracy and parent education. Talk with families about measuring the ingredients and counting as you stir the pancake mix.



Parent and Child Together Time Ideas

Blueberries for Sal by Robert McCloskey

READ THE BOOK:

- ❖ Ask to borrow *Blueberries for Sal*. Your child will want to read it more than once.
- ❖ Count with your child while you read the story. How many berries does Sal put in the bucket?
- ❖ What noises do Sal and Little Bear make while hunting for blueberries and while eating blueberries? Make the noises.
- ❖ What other silly noises can you and your child make?

A TREMENDOUS AMOUNT:

- ❖ What is a tremendous amount? Ask your child what they think it is?
- ❖ Practice measuring with your child. Take out different size containers: measuring cups, bowls, etc. Measure with different items, like water, beans, building blocks.
- ❖ Create a "measuring station". Ask:
 - "How many _____ (beans, building blocks) do you think will fit in this bowl? Is this a small or tremendous amount?"
 - Count how many cups of water fill a bowl or pitcher.
- ❖ Be creative - ask your child what they want to measure.




COFFEE BEAR:

- ❖ You will need: glue, water, ground coffee, googly eyes, and heavy paper like cardstock.
- ❖ Mix coffee grounds with glue. You may need to add a little water to be able to "paint" the mixture.
- ❖ Have your child paint a bear on the paper. Add the googly eyes.

SING A SONG:

Teddy bear, teddy bear, turn around
Teddy bear, teddy bear, touch the ground
Teddy bear, teddy bear, reach up high
Teddy bear, teddy bear, touch the sky
Teddy bear, teddy bear, bend down low
Teddy bear, teddy bear, touch your toes
Teddy bear, teddy bear, go upstairs
Teddy bear, teddy bear, turn out the light
Teddy bear, teddy bear, say goodnight





This Explorer Bag Contains the Following:

- Reading Tips & Developmental Information For Your Five Year Old
- Parent and Child Together Time (PACT) Idea Sheet
- Supplies You Will Need For PACT Ideas:
 - Measuring supplies if needed (containers, beans)
 - White glue, coffee grounds, googly eyes, cardstock
- Journal Activity Sheet



JOURNAL - *Blueberries for Sal* by Robert McCloskey

What did you like about the book *Blueberries for Sal*. What do you think your child's favorite part was?

Now that you have done some math with your child at home, can you think of other fun math activities to do with them? List them....

What PACT activity did you do with your child? What went well? What didn't go so well?

I'll write back to you here...

Cairn – Acadia National Park – Summer 2011



A Collaboration of the Maine Family Literacy Initiative
& Raising Readers
PC 2011

LITERACY EXPLORER KITS 2010

References

Armbruster, Lehr, and Osborn (2006), *A Child Becomes a Reader*, National Institute for Literacy, RMC Research Corporation, Portsmouth, NH

Blackwell, Wendy Camilla (2009), *Family Literacy Projects on a Budget*, The National Children's Museum, Washington DC

Blueberries for Sal Lesson Plan (n.d.), from scholastic.com, retrieved August 3, 2011 from <http://www2.scholastic.com/browse/collateral.jsp?id=31948>

Development milestones record 12 months (11/2/10), from nlm.nih.gov, retrieved August 7, 2011 from <http://www.nlm.nih.gov/medlineplus/ency/article/002005.htm>

Frost, Shelly (n.d.), Pond Life Science Activities from ehow.com retrieved August 5, 2011 from http://www.ehow.com/way_5489028_pond-life-science-activities.html

How to Make Shadow Animals With Fingers (n.d.), from ehow.com retrieved July 24, 2011 from http://www.ehow.com/how_2090347_make-shadow-animals-fingers.html

Kuffner, Trish (1999), *The Toddler Busy Book*, Meadow Brook Press, Minnetonka, Minnesota

Leuenberger, Constance (2007), "Gone Blueberry Pickin'," *Teaching Early Math Skills With Favorite Picture Books*, from Scholastic Teaching Resources, retrieved August 3, 2011 from http://www2.scholastic.com/content/collateral_resources/pdf/b/Blueberries.pdf

Manoloson, Ward, and Dodington (2007), *You Make The Difference*, The Hanen Centre Toronto, ON Canada

Murkhoff, Heidi, (n.d.), *Reading to Toddlers* from whattoexpect.com retrieved August 4, 2011 from <http://www.whattoexpect.com/toddler/ask-heidi/reading-to-toddler.aspx>

Murkhoff, Heidi (n.d.), *Why Toddlers Ask Why* from whattoexpect.com retrieved August 3, 2011 from <http://www.whattoexpect.com/toddler/ask-heidi/why-why-why.aspx>

National Center for Family Literacy and Snuggle (2002), *Reading Through The Years*, Gruner+Jahr Publishing, USA

National Center for Family Literacy (2009), *What Works – An Introductory Teacher Guide for Early Language and Emergent Literacy Instruction*, Based on the National Early Literacy Panel Report, Louisville, KY

Reading to Your Baby (n.d.), from babycenter.com retrieved August 4, 2011 from http://www.babycenter.com/0_reading-to-your-baby_368.bc

Springvale Public Library, *Baby Rhyme Time* (2011), Springvale, Maine

Warren, Jean (n.d.), “A Camping We Will Go” from preschooexpress.com retrieved July 20, 2011 from http://preschooexpress.com/theme_station06/aug06_camping.shtml

Your 4-Month-Old’s Development: Week 1 (n.d.), from babycenter.com retrieved August 4, 2011 from http://www.babycenter.com/0_your-4-month-olds-development-week-1_1477216.bc#articlesection3

Your Toddler’s Language-Development Explosion from whattoexpect.com retrieved August 5, 2011 from <http://www.whattoexpect.com/toddler-development/toddler-language.aspx>

Resources

American Academy of Pediatrics

www.healthychildren.org

Baby Center

www.babycenter.com

Candlewick Press, Raising Readers

Publisher Activity Sheets for *A Visitor for Bear* by Bonny Becker and *Bob* by Tracey

Campbell Pearson

Everything Preschool – Early Childhood Education Made Easy

www.everythingpreschool.com

Medline Plus

www.nlm.nih.gov

Scholastic

www.scholastic.com

Songs for Teaching

www.songsforteaching.com

The Perpetual Preschool

www.perpetualpreschool.com

What To Expect

www.whattoexpect.com